

VANESSA DA MATA
BICICLETAS, BOLOS E OUTRAS ALEGRIAS

Rider

“This document is composed of (9) nine pages”

Important!

The equipment must be on the right position, assembled and tested before arrival of the technical crew as described in this document!

LIST OF ITEM TO BE CHECKED BY THE RENTAL COMPANY

01 - PA	07 - BACKLINE
02 - MONITOR	08 - XLR
03 - A/C	09 - INSERT
04 - SUB SNAKES	10 - SUPPORTS
05 - INPUT	11 - MICROPHONES
06 - OUTPUT	12 - DIRECT BOXES

Our crew needs aprox. 03h after stage is set

The work of our technical crew consists of:

MONITOR - ALIGNMENT

BACK LINE - CHECK

PA - ALIGNMENT

CHECK LINE

SOUND CHECK



VANESSA DA MATA

BICICLETAS, BOLOS E OUTRAS ALEGRIAS

Rider

FOH

Console:

Analog: Midas XL4, XL3, Soundcraft Series Five, Yamaha PM 5000, PM 4000 or similar

Digital: Yamaha PM1D, PM5D RH, Digidesign Profile, Venue, SC48 or similar

Comments 1: A Centered House mix with the stage and please no more than 25 meters (80 feet) of distance!

Comments 2: On festivals we do not share analog consoles. Unless there is no overlap of channels at all (!) with other bands. A strong preference for digitals on this situation (and we share!).

Speakers:

Line Arrays: L-Acoustics VDosc, DVDosc, JLB Vertec, Meyer Milo or similar with subwoofers

System capable to deliver 115 dB SPL of deep and clear sound on house mix.

Delay towers when necessary!

Meyer serie MSL, EAW, Turbo Sound, Martin, Nexo are OK.

Front-Fill system (same quality as main system) IMPORTANT!

Comments 2: Please do not place subwoofers on top of the stage!

Inserts (In case of analog console):

06 Stereo graphic EQ 1/3 octave on all outputs (left, right, sub, clusters etc...) Klark Teknik, BSS

10 Channels compressors (DBX, BSS, Klark Teknik)

Effects (In case of analog console):

02 Lexicon PCM 91

02 Yamaha SPX 990

Misc:

01 One sound tech responsible for the FOH system present all time!

01 Intercom FOH - Monitor

01 Mic BETA 58 and mic cable on house mix FOH

01 Spectrum analyzer w/ mic

01 Cable to IPod



VANESSA DA MATA

BICICLETAS, BOLOS E OUTRAS ALEGRIAS

Rider

Monitor

Console:

Analog: Soundcraft Series Five-monitor

Digital: Yamaha PM5D RH

Comments 1: The Console has to be located as close as possible to the stage, allowing a clear sight of the band and always in the opposite side of the light racks.

Comments 2: Preference for digital consoles on any situation!

Comments 3: Other models of consoles, without previous consultation, will not be accepted!

Comments 4: In case of analog console, different from the ones in the rider, must have inversion of phase in all aux send!

Monitor Systems:

06 Systems: Shure PSM 900, PSM 600 or PSM 700

02 In Ear phone: Shure SCL 3

04 In Ear phones: Shure SCL 5

02 Fones: Koss Porta Pro ou AKG 414 with P2 plug

02 Antennas for wireless systems and combine

06 Monitors: L-Acoustics 115XT HiQ, d&b M4 15'', Martin Áudio LE 1200 ou EAW SM400

02 Wireless system mic Shure BETA 58/ UHF-R2

04 Cables (Y) XLR 1F x 2M

Comments 1: New foams sleeves in all In Ears!

Comments 2: Other In Ears, phones or monitors models without previous consultation will not be accepted!

Important: We have one system Shure PSM 600, frequencies: (1) 629.975/ (2) 634.775

Side Fills: EAW KF/ SB, L-Acoustics VDosc/ DVDosc, JBL Vertec or similar with subwoofers

Inserts (In case of analog console):

15 Channels graphic EQ 1/3 octave (Klark Teknik) on all aux send!

19 Channels compressor (DBX, Klark Teknik or Drawmer)

10 Channels noise gates: (Drawmer ou Klark Teknik)

Effects (In case of analog console):

02 Yamaha SPX 990

Misc:

02 Two sound techs guys responsible for the monitor system present all time!

01 Intercom Monitor - FOH

01 Mic BETA 58 and mic cable on house mix monitor

01 Spectrum analyser w/ mic



VANESSA DA MATA

BICILETAS, BOLOS E OUTRAS ALEGRIAS

03

Back line

Drum:

UNITY	INSTRUMENT	SIZE	MANUFACTOR	MODEL
1	Bass drum	22''	Gretsh/Ludwig/Sonor	1970/1980
1	Snare drum	14''	Gretsh/Ludwig/Sonor	1970/1980
1	Snare drum	14''	Gretsh/Ludwig/Sonor	1970/1980
1	Hi-Hat	14''	Paiste	505/602/2002
1	Tom	08''	Gretsh/Ludwig/Sonor	Concert
1	Tom	10''	Gretsh/Ludwig/Sonor	Concert
1	Tom	12''	Gretsh/Ludwig/Sonor	Concert
1	Floor tom	14''	Gretsh/Ludwig/Sonor	Concert
1	Floor tom	16''	Gretsh/Ludwig/Sonor	Concert
1	Crash ride	18''	Paiste	2002
1	Ride	20''	Zildjam	Constantinople/K
1	Ride	20''	Paiste	2002
1	Pedal		Camco	
1	Hi-Hat stand			
1	Snare stand			
3	Tom stands			
3	Cymbal stands			Boom
1	Throne			
1	Timbales	13'' and 14''	LP	LP
1	Timbales stand			
1	Cowbell		LP	LP


Drumhead:

Bass drum: Remo Coated controlled sound

Snare: Remo Coated controlled sound or Falams II neutral

Toms and Floor tom: Remo Clear controlled sound

01 Power transformer 220/110V (5 USA outlets)



VANESSA DA MATA
BICILETAS, BOLOS E OUTRAS ALEGRIAS

4

Backline

Bass:

02 Amplifier: Ampeg - SVT1, SVT2 or SVT3
01 Cabinet (8 x 10'') or (4 x 10'') with (1 x 15'')
01 Bass stand
01 Power transformer 220/110V (5 USA outlets)
Options: Trace Elliot or David Eden (4 x 10'') with (1 x 15'')

Keyboard:

02 Amplifier: Fender Twin Reverb 65, Twin AMP, Mesa Boogie-Rectifier Trem or Verb combo
02 Keyboard stands (X)
01 Office chair with rolls and without arms
01 Power transformer 220/110V (5 USA outlets)

Guitar 1:

02 Amplifier: VOX AC-30, Fender Twin Reverb 65, Twin AMP, Mesa Boogie-Rectifier Trem or Verb combo
02 Guitar stands
01 Power transformer 220/110V (5 USA outlets)

Guitar 2:

02 Amplifier: VOX AC-30, Fender Twin Reverb 65, Twin AMP, Mesa Boogie-Rectifier Trem or Verb combo
02 Guitar stands
01 Power transformer 220/110V (5 USA outlets)

Attention!

No other models will be accepted. Please no "The Twin"!

All amps must be in very good condition and with new valves!

Very Important!

Clean, stabilized and grounded (A/C). 110V/60Hz USA in 5 different (outlets) on stage!

The backline should follow the specifications above. Any alteration or substitution won't be accepted without previous consultation.

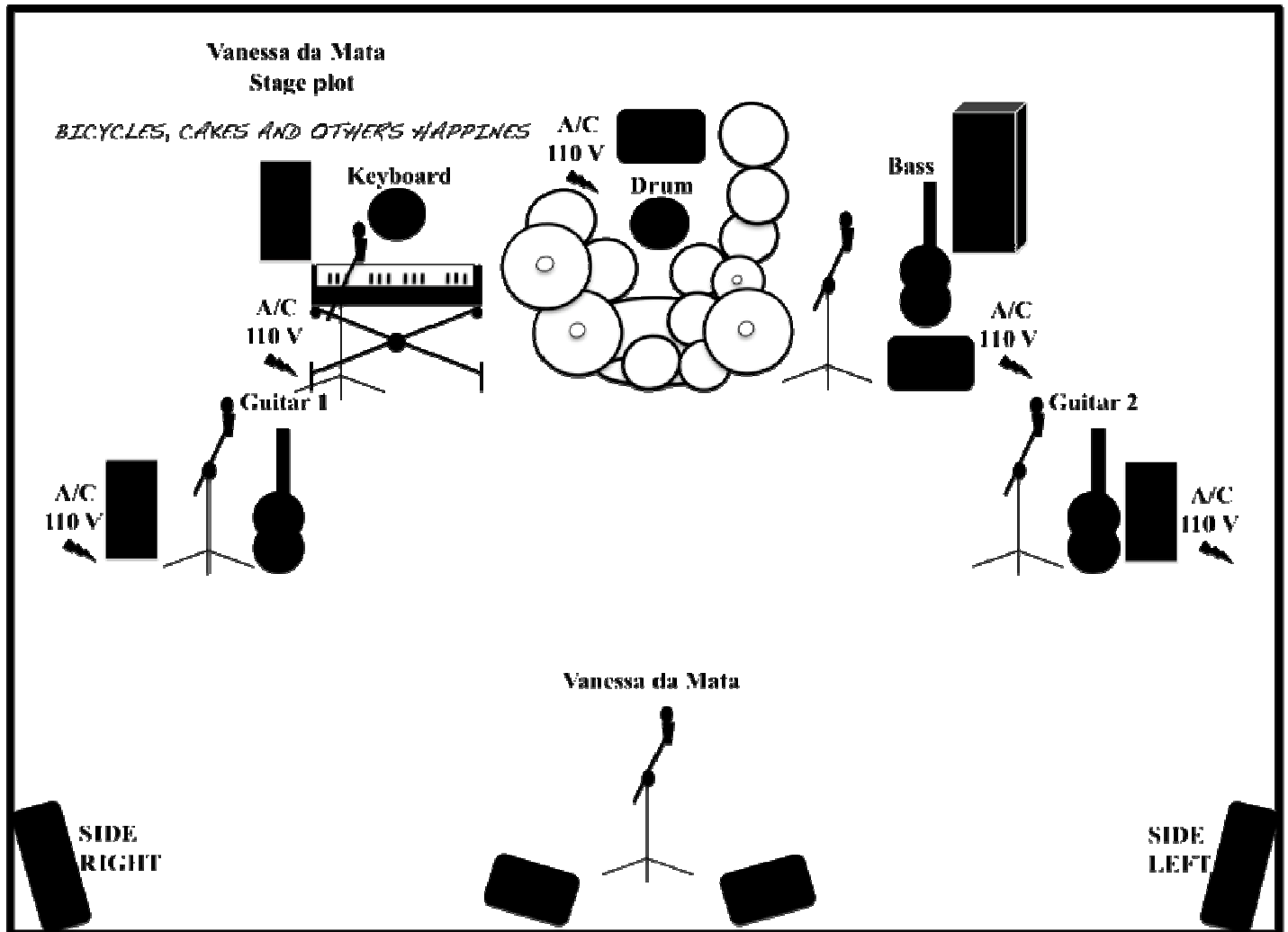
It is very important that the backline is setup on the right positions before the arrival of the technical crew for testing and approval!



VANESSA DA MATA

BICICLETAS, BOLOS E OUTRAS ALEGRIAS

Stage plot





VANESSA DA MATA

BICICLETAS, BOLOS E OUTRAS ALEGRIAS

6

Input list

CHANNEL	PA	INSERT	MONITOR	INSERT	MIC/ DI
01	BASS DRUM		BASS DRUM	COMP/ GATE	BETA 52 A/ BETA 91
02	SNARE TOP 1		SNARE TOP 1	COMP/ GATE	BETA 57 A
03	SNARE BOTTOM1		SNARE BOTTOM1	COMP/ GATE	BETA 57 A
04	SNARE TOP 2		SNARE TOP 2	COMP/ GATE	BETA 57 A
05	SNARE BOTTOM 2		SNARE BOTTOM 2	COMP/ GATE	BETA 57 A
06	HI-HAT		HI-HAT		C 460 B/ SM 81-LC
07	TOM 1		TOM 1	GATE	BETA 98S/ ATM 35
08	TOM 2		TOM 2	GATE	BETA 98S/ ATM 35
09	TOM 3		TOM 3	GATE	BETA 98S/ ATM 35
10	FLOOR TOM 1		FLOOR TOM 1	GATE	BETA 98S/ ATM 35
11	FLOOR TOM 2		FLOOR TOM 2	GATE	BETA 98S/ ATM 35
12	OVER L		OVER L		C 460 B/ SM 81-LC
13	OVER R		OVER R		C 460 B/ SM 81-LC
14	TIMBALES		TIMBALES	COMP	BETA 57 A
15	BASS	COMP	BASS	COMP	DI
16	NORD STAGE	COMP	NORD STAGE	COMP	e 609/ BETA 57 A
17	SAMPLER L	COMP	SAMPLER L	COMP	DI
18	SAMPLER R	COMP	SAMPLER R	COMP	DI
19	MICRO KORG	COMP	MICRO KORG	COMP	DI
20	GUITAR 1	COMP	GUITAR 1	COMP	e 609/ BETA 57 A
21	GUITAR 2	COMP	GUITAR 2	COMP	e 609/ BETA 57 A
22	ACOUSTIC GTR	COMP	ACOUSTIC GTR		DI
23	LEAD VANESSA	COMP	LEAD VANESSA	COMP	BETA 58/ UHF-R 2
24	SPARE	COMP	SPARE	COMP	BETA 58/ UHF-R 2
25	BASS VOCAL		BASS VOCAL	COMP	BETA 58
26	KEYBOARD VOCAL		KEYBOARD VOCAL	COMP	SM 57
27	GUITAR VOCAL 1		GUITAR VOCAL 1	COMP	BETA 58
28	GUITAR VOCAL 2		GUITAR VOCAL 2	COMP	BETA 58
29			SPLIT/CHANNEL (23)		
30			SPLIT/CHANNEL (24)		
31			I.COM/VANESSA		SM 58
32			I.COM/BACK L TECH 1		SM 58
33			I.COM/BACK L TECH 2		SM 58
34			CLICK		DI
35			VOZ TEC. MONITOR		
36			VOZ TEC. PA		
37			AMBIENCE L		SHOT GUN
38			AMBIENCE R		SHOT GUN
39			I POD		DI



VANESSA DA MATA


BICICLETAS, BOLOS E OUTRAS ALEGRIAS

07

Mix monitor

AUX	Musician	INSERT	MONITOR
01	DRUM	EQ	01 - MONITOR
02	DRUM	EQ	XLR
03	BASS L	EQ	IN EAR
04	BASS R	EQ	IN EAR
05	KEYBOARD L	EQ	IN EAR
06	KEYBOARD R	EQ	IN EAR
07	GUITAR 1 L	EQ	IN EAR
08	GUITAR 1 R	EQ	IN EAR
09	GUITAR 2 L	EQ	IN EAR
10	GUITAR 2 R	EQ	IN EAR
11	VANESSA L	EQ	IN EAR
12	VANESSA R	EQ	IN EAR
13	SIDE L	EQ	01 - MODULE
14	SIDE R	EQ	01 - MODULE
15	VANESSA	EQ	02 - MONITORES
16	EFEITO 1		
17	EFEITO 2		

CUE	01 - MONITOR
-----	--------------



VANESSA DA MATA
BICILETAS, BOLOS E OUTRAS ALEGRIAS

08

Additional requirements

- Stage must be completely covered with a clean black carpet!
- Clean passage from backstage to behind stage for artist entrance!
- White tape indicating entrance and stage limits!
- **Only in festivals with other bands we accept to use risers!**
- 11 Raiser with 44 wells and lockers (ROSCO) or similar!
- Raisers need to be set on stage on the right position before crew arrives!
- All raisers need to be from the same manufacturer and model!

For more information contact:

Technique production:

Mônica Oliveira (021) 2494-9009/ 8158-3013/ 7894-2981/ ID 438835*1/ monica@maniashows.com

Executive production:

Karla Gallo 55 (021) 8134-0805/ karla@ladob.art.br

(fluency in english)

Sound Engineer - FOH:

Antoine Midani 55 (021) 9431-3141/ 7829-5112/ 2527-1255/ ID 23*59020/ midanix@globo.com

(fluency in english and french)

Sound Engineer - Monitor:

Leonardo Almeida 55 (021) 9667-0751/ 7877-5093/ ID 12*23797/ leonardoalmeidatecnicosom@gmail.com

Back line tech Keyboard and Guitar:

Igor Alves 55 (021) 7847-3925/ ID 81*42146/ igorbealves@gmail.com

Back line tech Drum and Bass:

Marcelo Alves 55 (021) 7854-9395/ 8759-9641/ ID 81*21975/ marcelaoroadie@gmail.com